


# Are SC High School Graduates College and Career Ready?



# The EOC's Role in SC's K-12 Education System

- Approve content standards and statewide assessments
- Establish the accountability system for K-12 public schools
- Evaluate the effectiveness of state-funded programs
  - Full-day 4K
  - Education Credit for Exceptional Needs Program
  - Alternative modes of instruction (online, hybrid, face-to-face)
  - Teacher Loan Program
- Make annual Education Improvement Act (EIA) recommendations to the General Assembly
- Produce an Education Data Dashboard ([dashboardsc.sc.gov](http://dashboardsc.sc.gov))

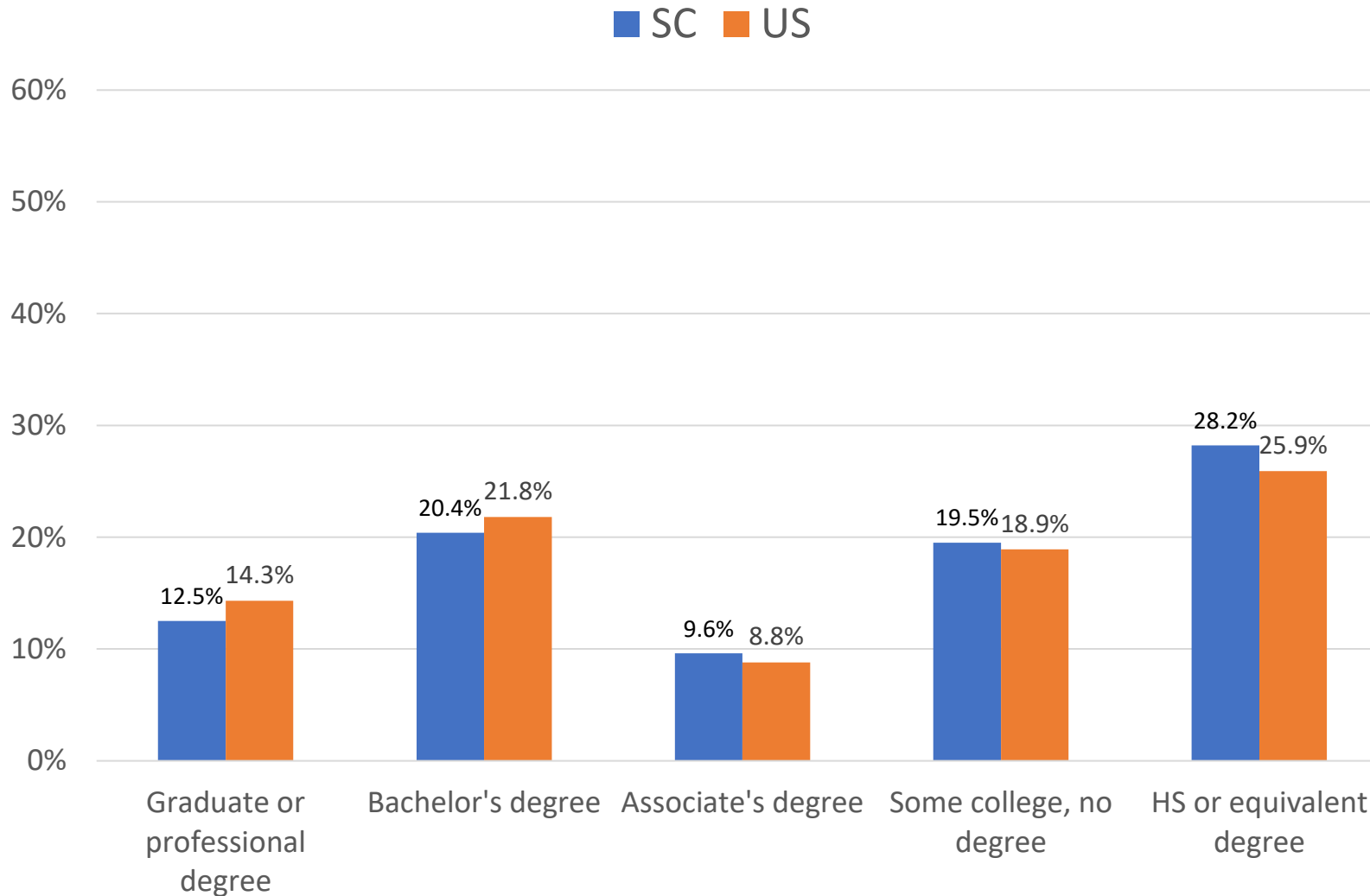


**SC EDUCATION  
OVERSIGHT COMMITTEE**

*Reporting facts. Measuring change. Promoting progress.*

# Educational Attainment in SC and US

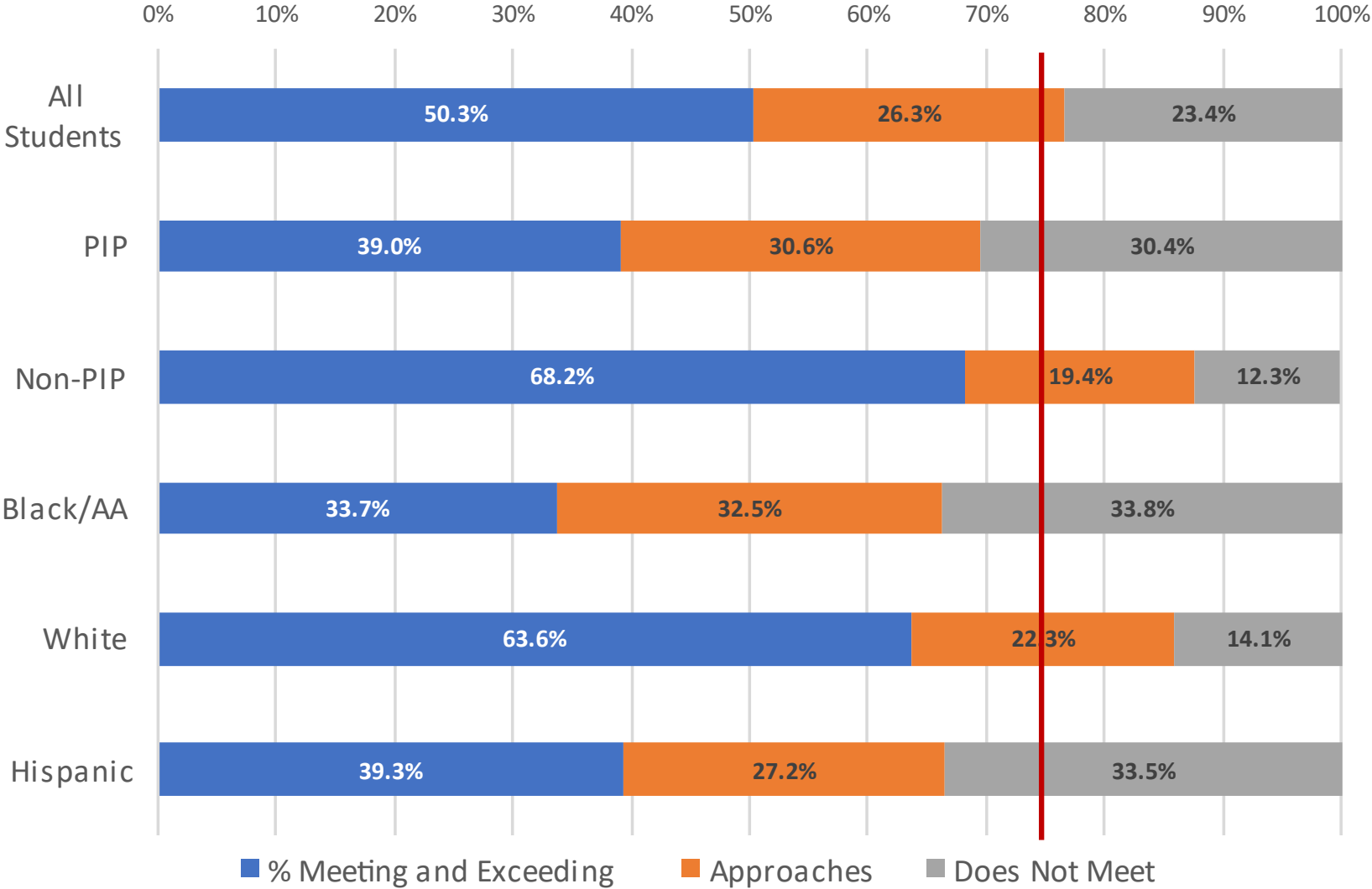
Among adults ages 25-64



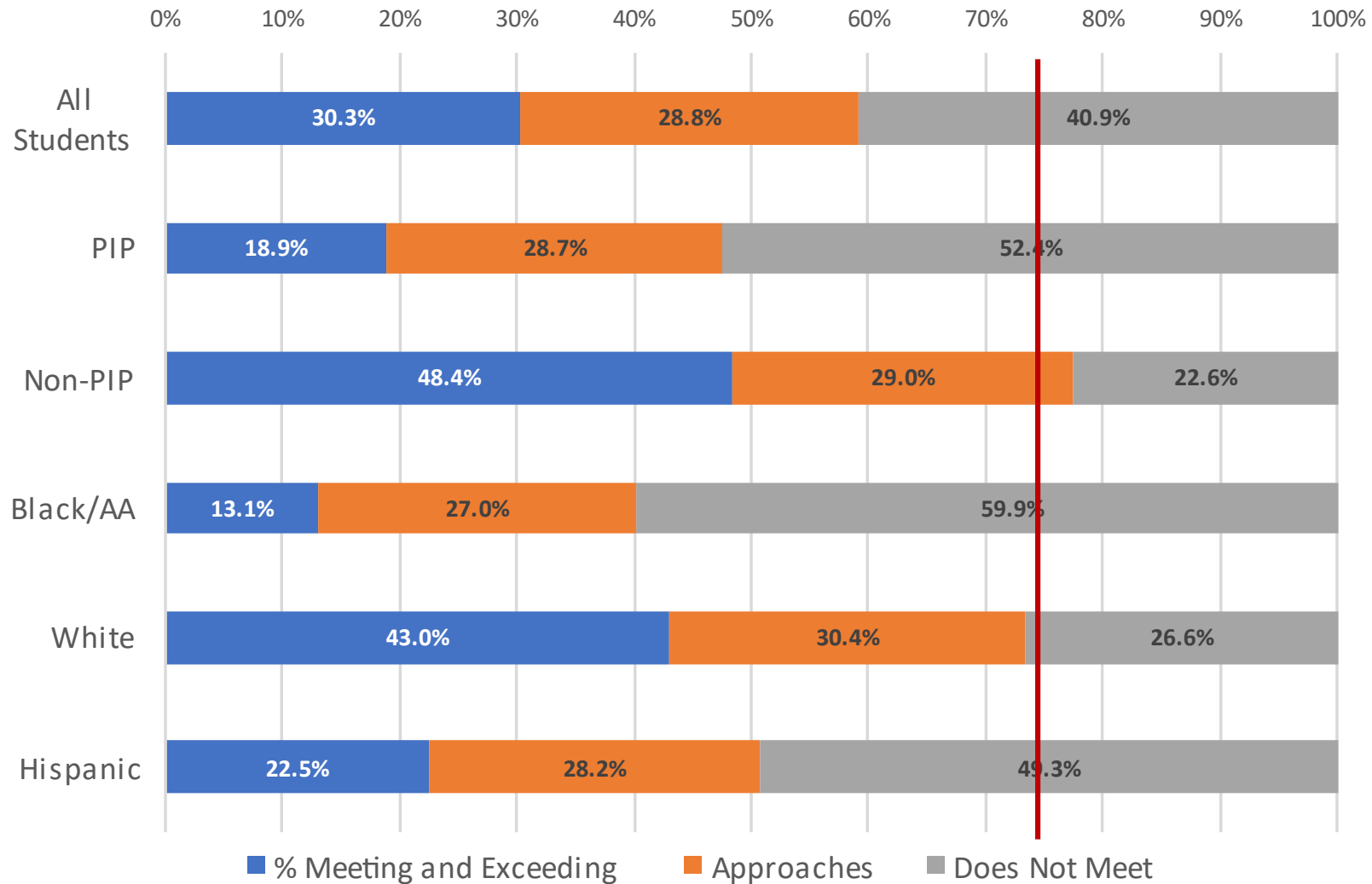
**“It took people seeing the data to start  
doing something.”**

**- Dr. Russell Booker, CEO, Spartanburg Academic Movement ,  
StriveTogether Board Chair, former EOC member**

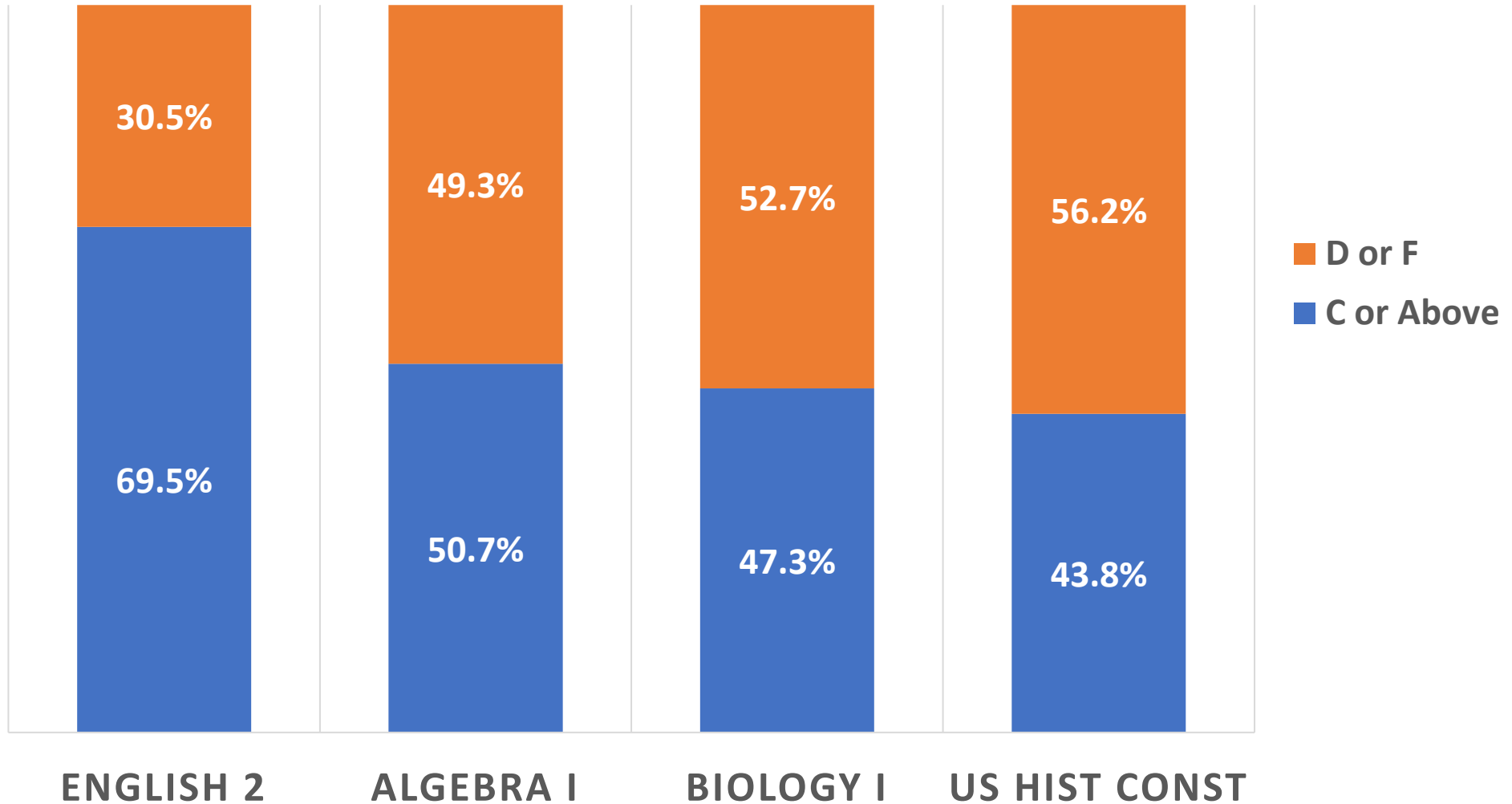
# SC READY 8<sup>rd</sup> Grade ELA, SY 23-24



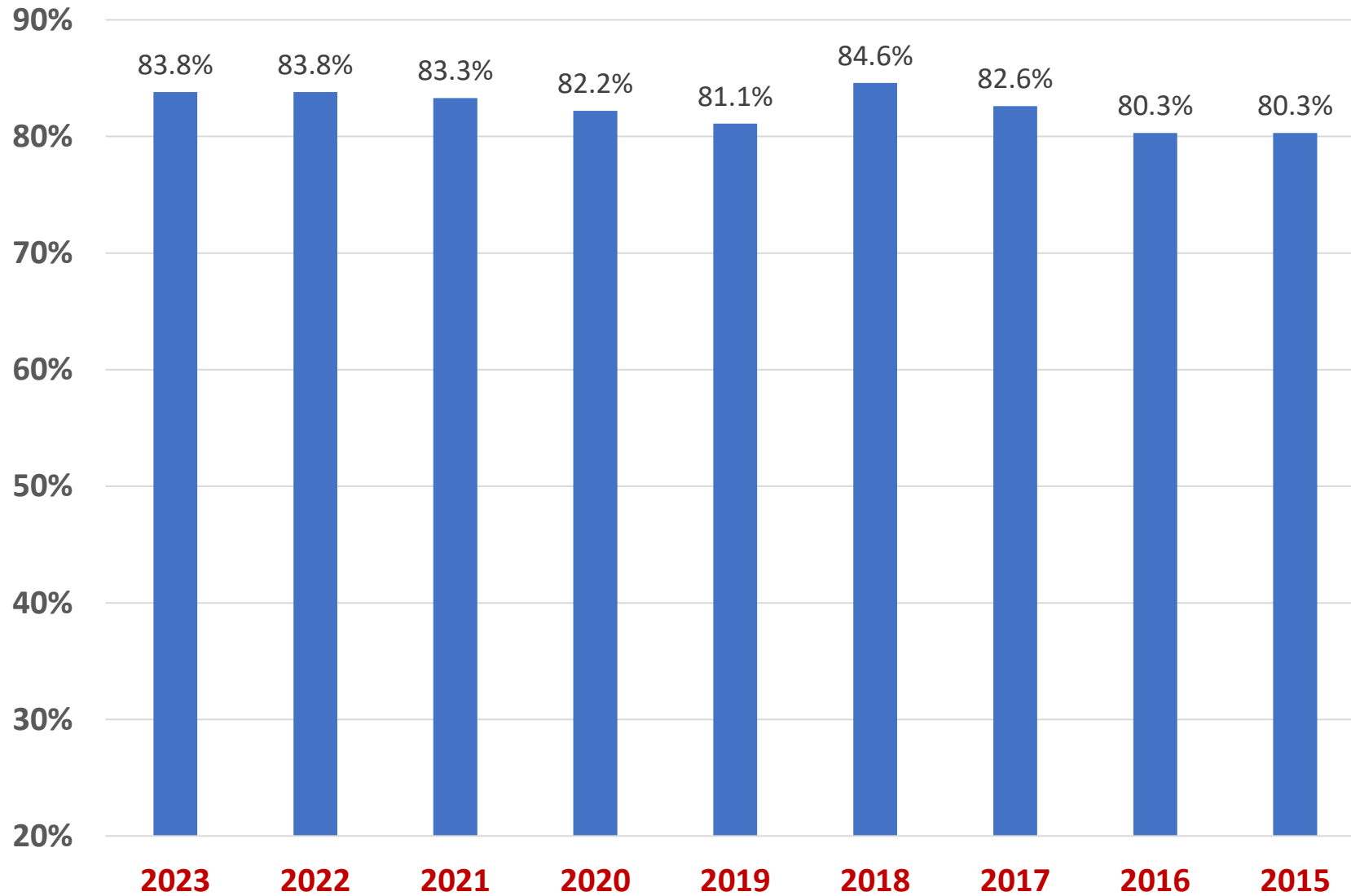
# SC READY 8<sup>th</sup> Grade Math, SY 23-24



# End-of-Course Exam Program 2024 Achievement Levels

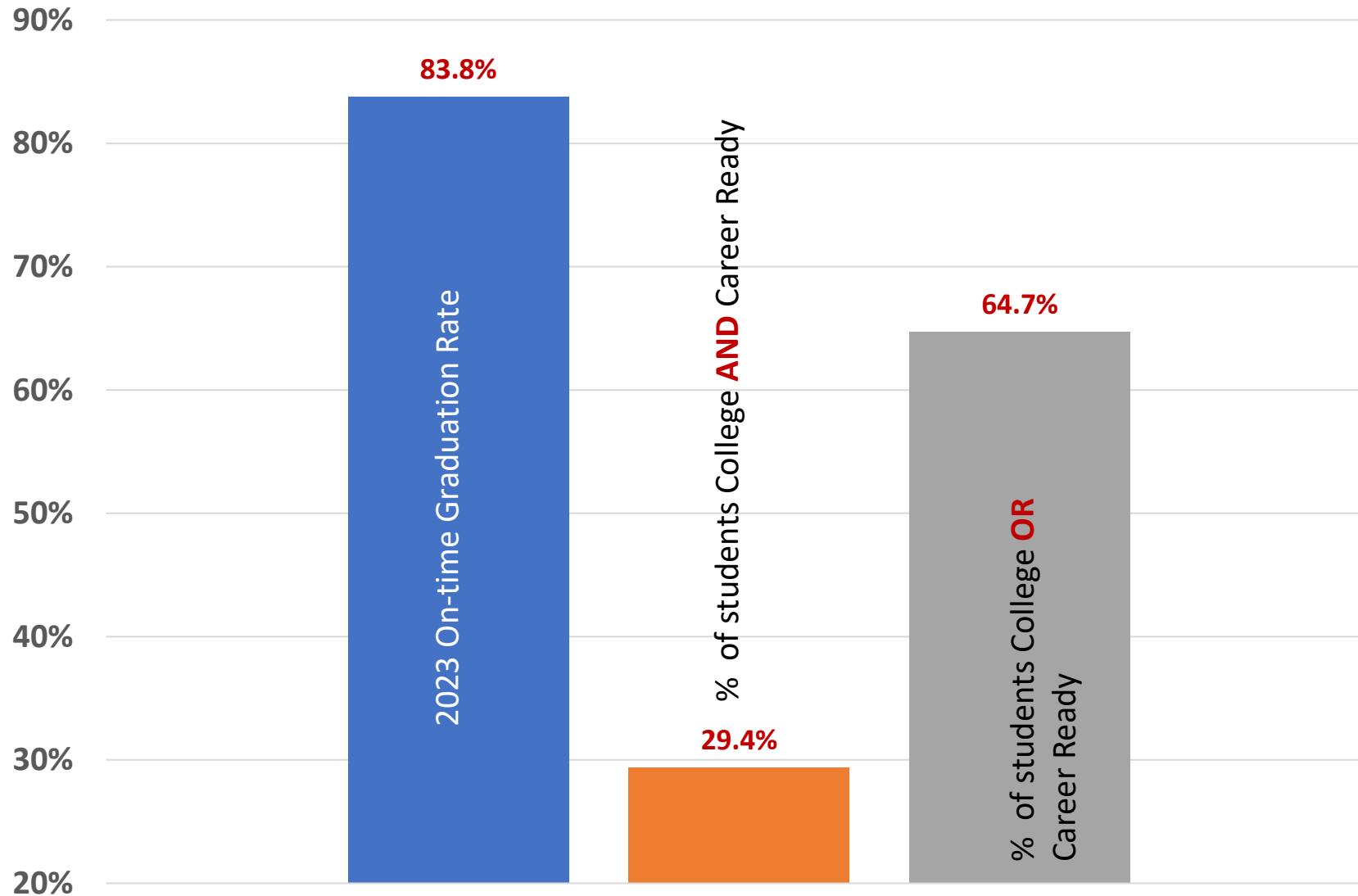


# State On-time Graduation Rate





# 2023 Graduation Rate vs. CCR




# College Readiness

**32.6% of 2023 Graduation Cohort were college ready**


Students in the graduation cohort who are college ready 32.6% (19421 / 59488)



Students in the graduation cohort who achieved an ACT composite score of 20 or higher 11.8% (7044 / 59488)




Students in the graduation cohort who achieved an SAT score of 1020 or higher 20.1% (11928 / 59488)




Students in the graduation cohort who earned an Advanced Placement (AP) score of three or higher 15.1% (8962 / 59488)




Students in the graduation cohort who earned an International Baccalaureate (IB) score of four or higher 0.8% (478 / 59488)



Students in the graduation cohort who completed six hours of dual credit course work with a grade of C or higher 15.2% (9066 / 59488)



Students in the graduation cohort who scored a C or higher in any Advanced Level (A) Cambridge International Exam 0.0% (21 / 59488)



# Career Readiness

**61.4% of 2023 Graduation Cohort were career ready**


Students in the graduation cohort who are career ready 61.4% (36555 / 59488)



Students in the graduation cohort who have completed Career and Technical Education (CTE) with certification 20.6% (12237 / 59488)




Students in the graduation cohort who completed a state-approved work-based learning experience 7.7% (4601 / 59488)




Students in the graduation cohort who achieved 3 or above (or Silver or higher pre-2022-23) on the career readiness assessment 47.8% (28442 / 59488)



Students in the graduation cohort who took the ASVAB and scored 31 or higher 6.9% (4102 / 59488)



Students in the graduation cohort with a disability who successfully completed the South Carolina High School Employability Credential 0.7% (441 / 59488)



# Dashboardsc.sc.gov

Home > Post-Grad Dashboard

## Post-Grad Dashboard

### National Student Clearinghouse Dashboard

Direct to College/Persistence
Top Majors
Where Are SC High School Graduates Go...

#### Direct to College

1 Select District: (All) | Select High School: (All) | 2 Graduating Class: 2015 - 2022

**Select Measure**

Direct to College  
 Persistence

**59.4%**  
students enrolled in college the fall following graduation

**Percent of Graduating Class Enrolled in College the Fall Immediately Following Graduation**

Direct to College/Persistence
Top Majors
Where Are SC High School Graduates Going to College?

### Where are SC Graduates Going to College?

Select District: (All) | Select High School: (All)

High School Grad Date: 2014 - 2022

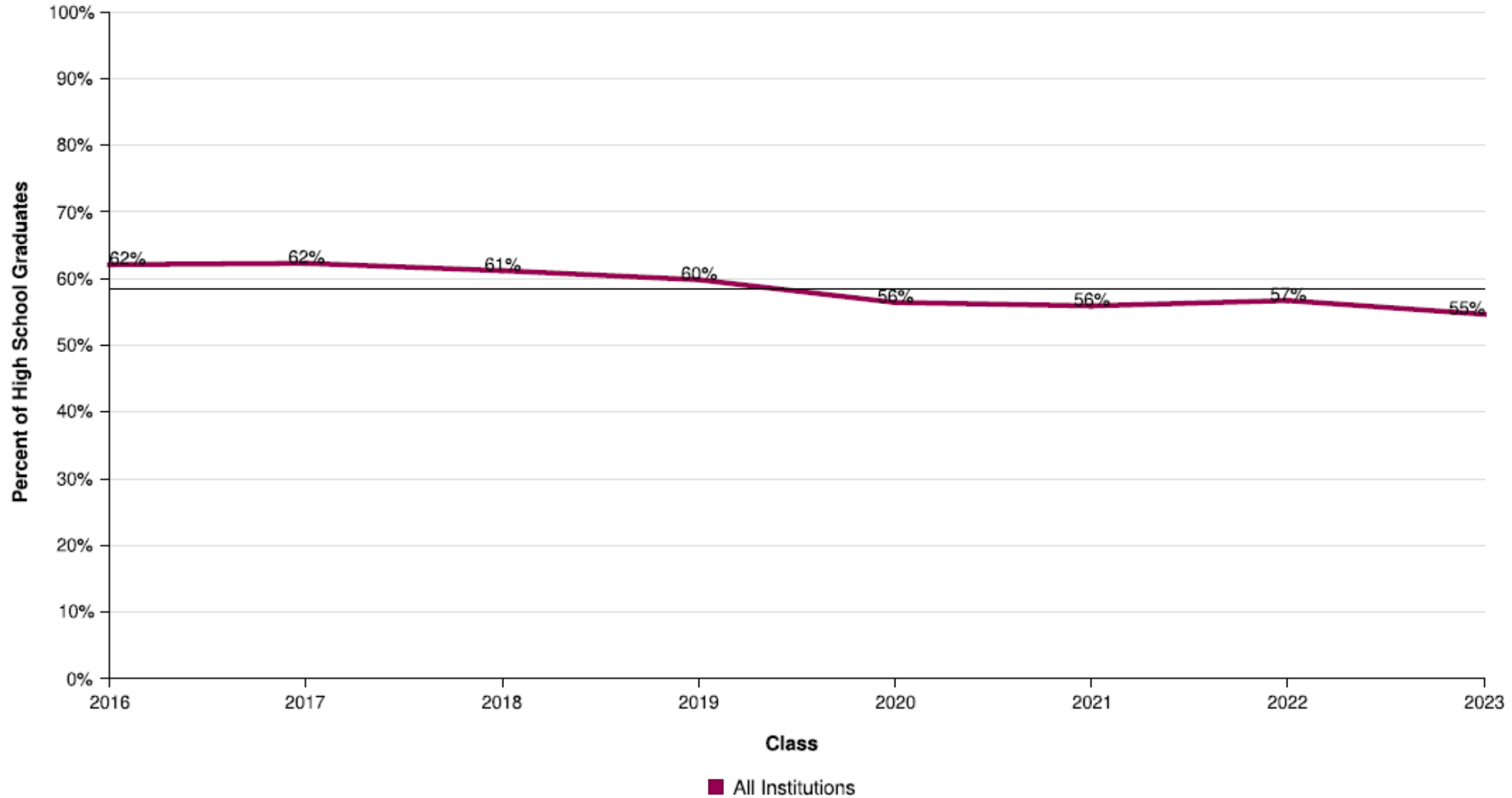
College State: (All)

Program Length: (All) | Show only Program Graduates?: No

Abbeville	Piedmont Technical College	578
	Lander University	209
	Greenville Technical College	83
	Clemson University	74
	Tri-County Technical College	54
Aiken	Aiken Technical College	2,966
	University of South Carolina Aiken	2,147
	University of South Carolina-Columbia	1,204
	Clemson University	567

# Percent of Students Enrolled in College the Fall Immediately After High School

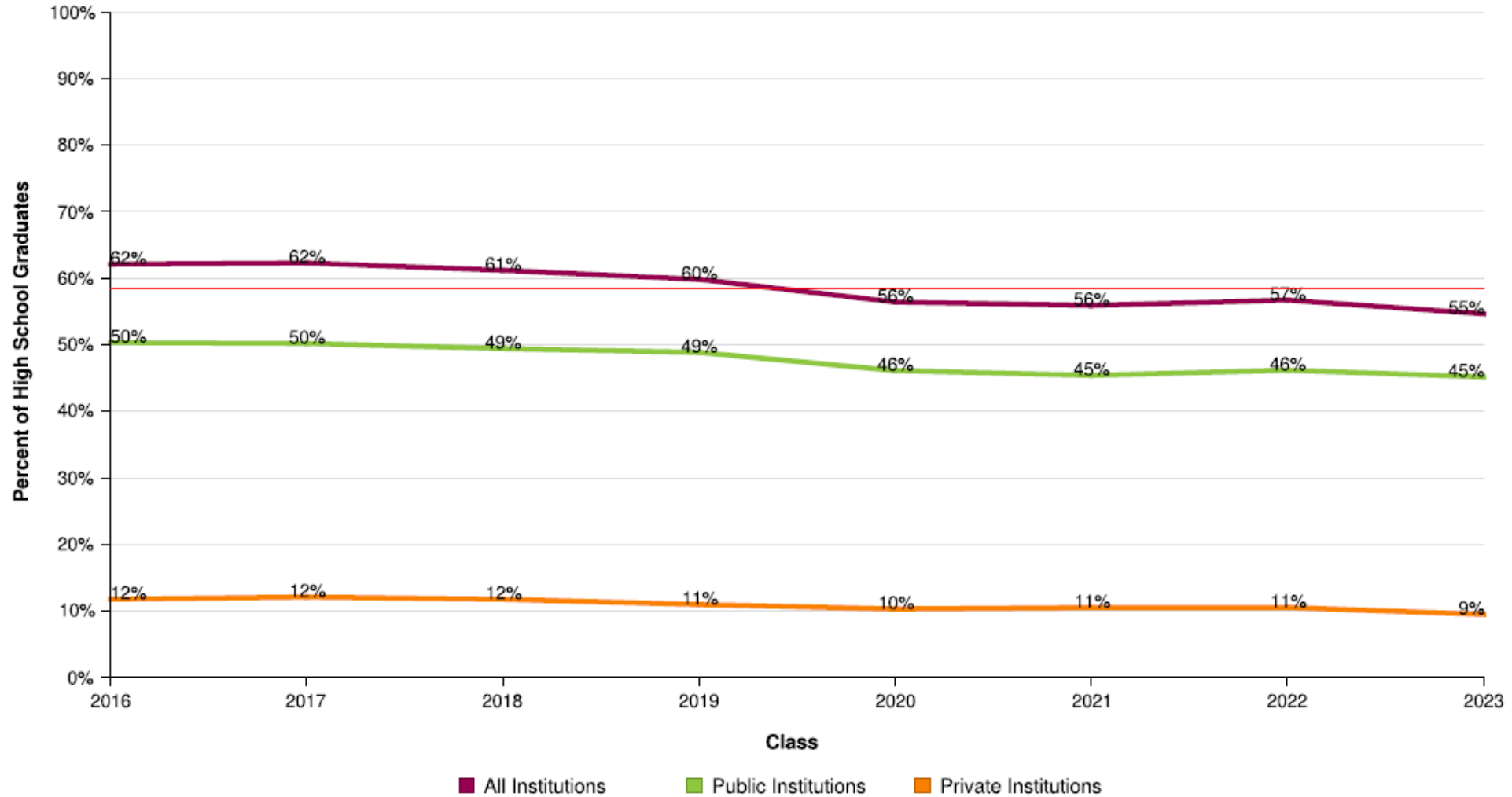
Effective Date = August 21, 2024



AVG = 59%

# Percent of Students Enrolled in College the Fall Immediately After High School by Institutional Type

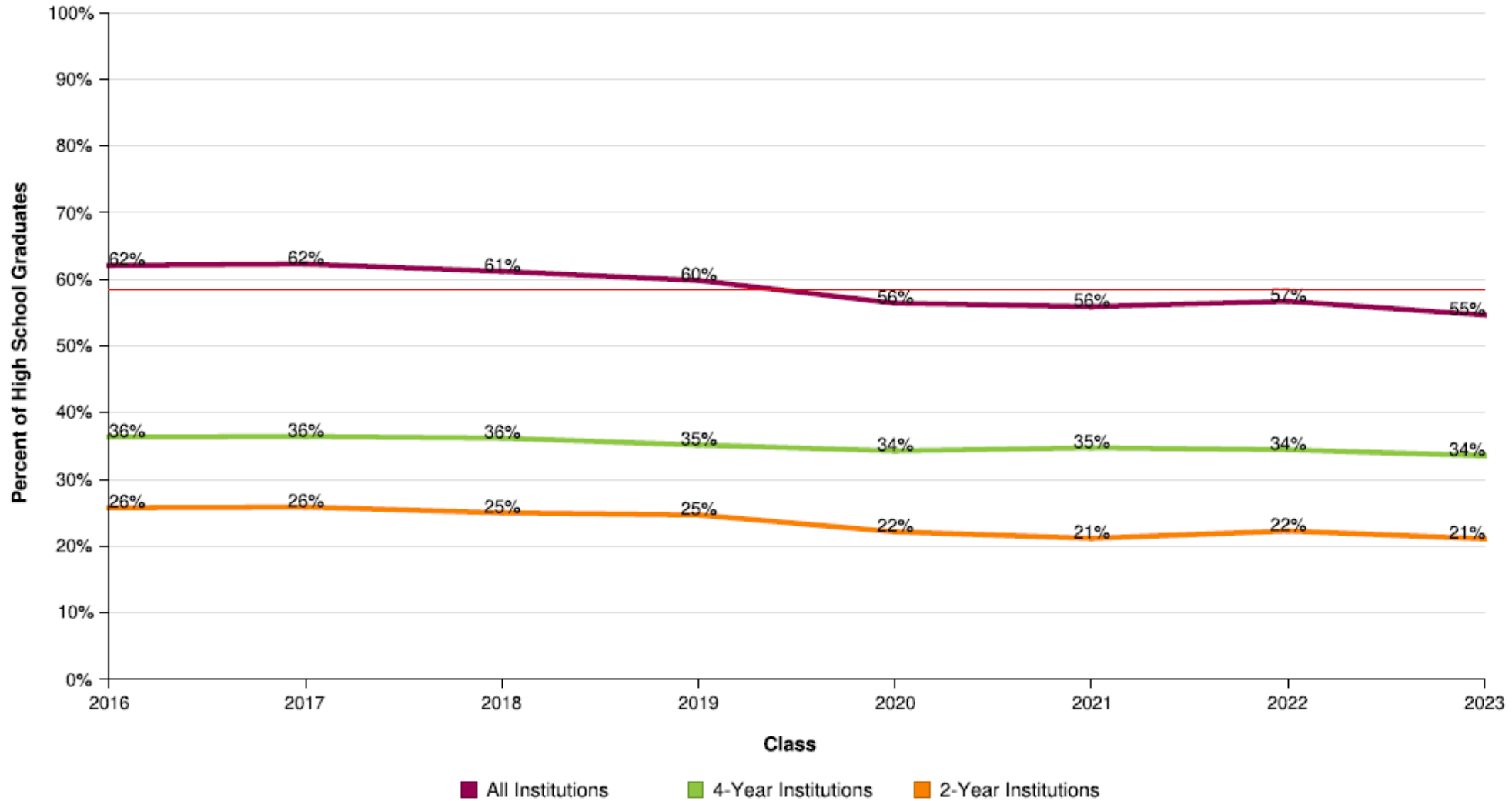
Effective Date = August 21, 2024



AVG = 59%

## Percent of Students Enrolled in College the Fall Immediately After High School by Institutional Level

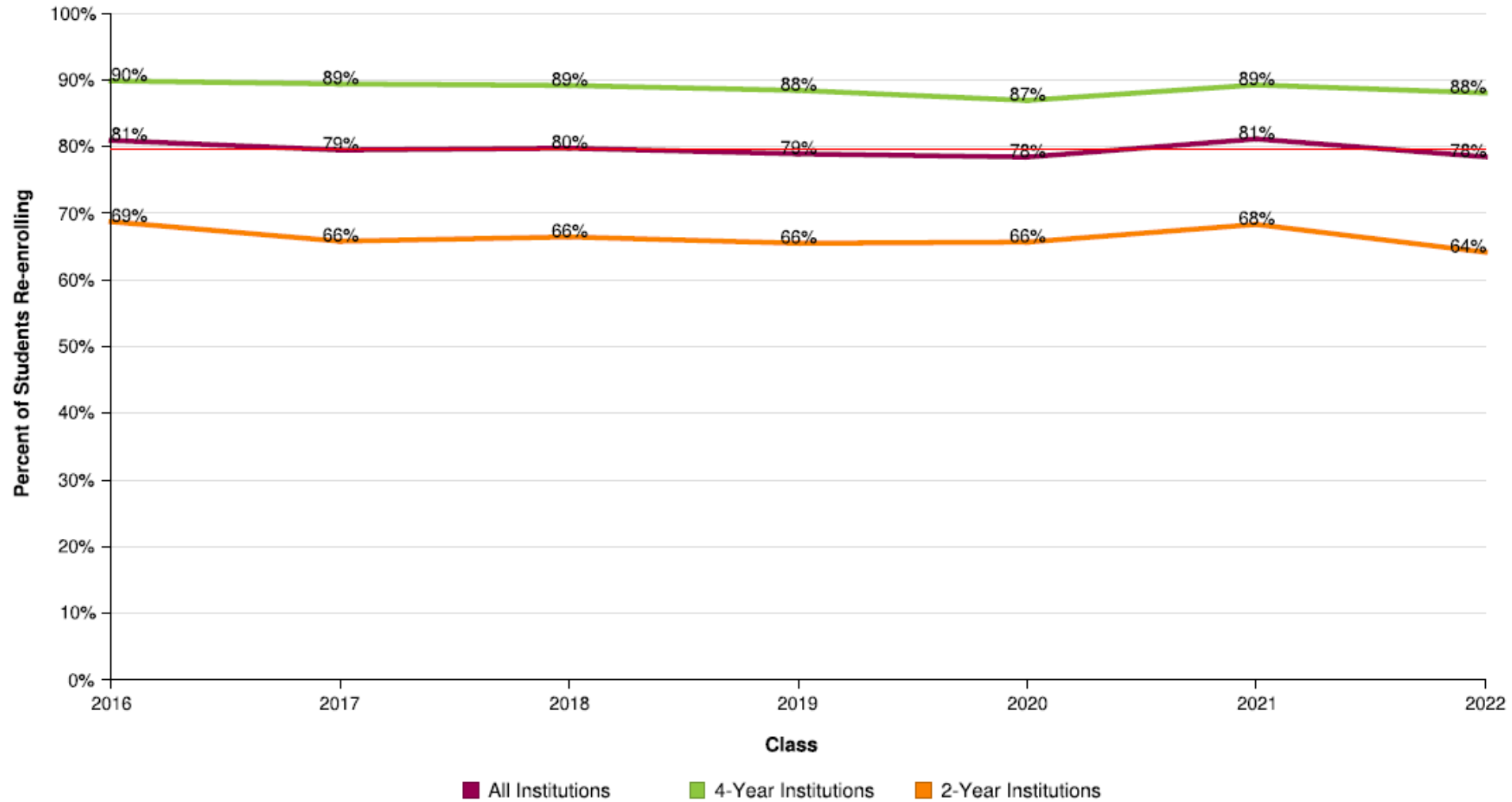
Effective Date = August 21, 2024



AVG = 59%

## Percent of Students Enrolled in College the First Year After High School Who Returned for a Second Year (Freshman to Sophomore Persistence) by Institutional Level

Effective Date = August 21, 2024

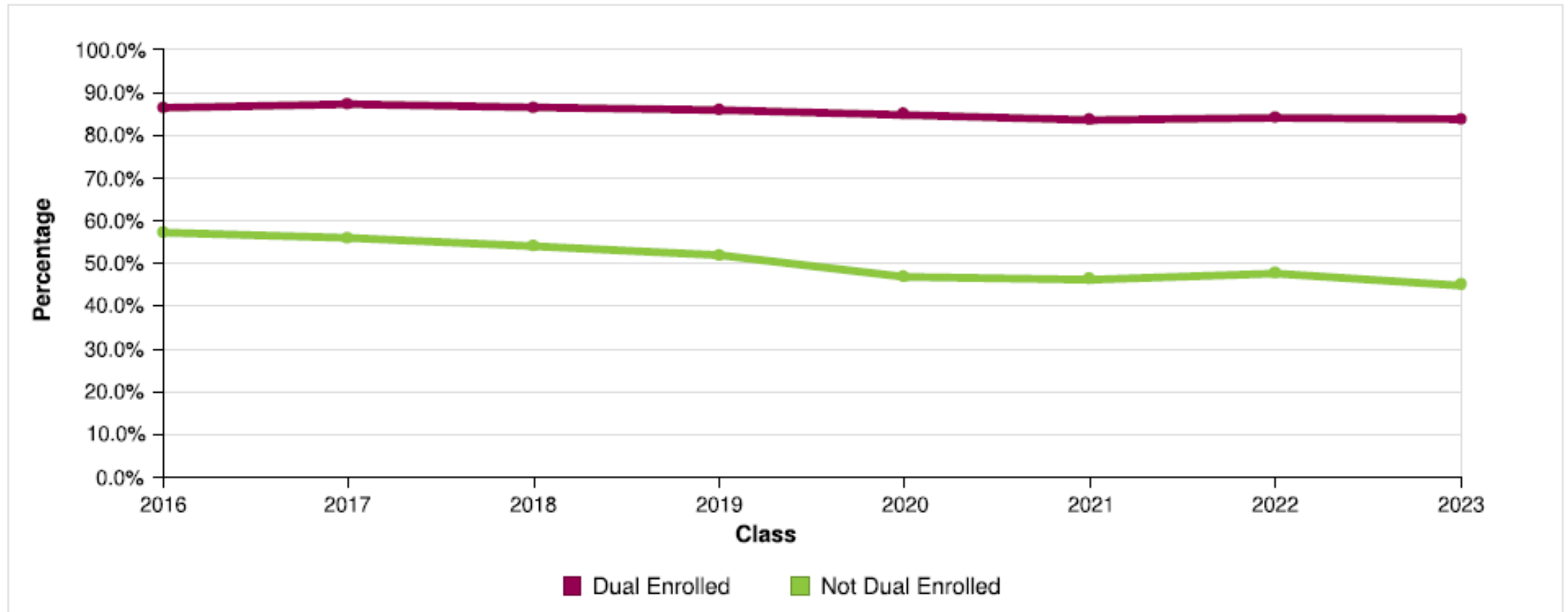


AVG = 80%



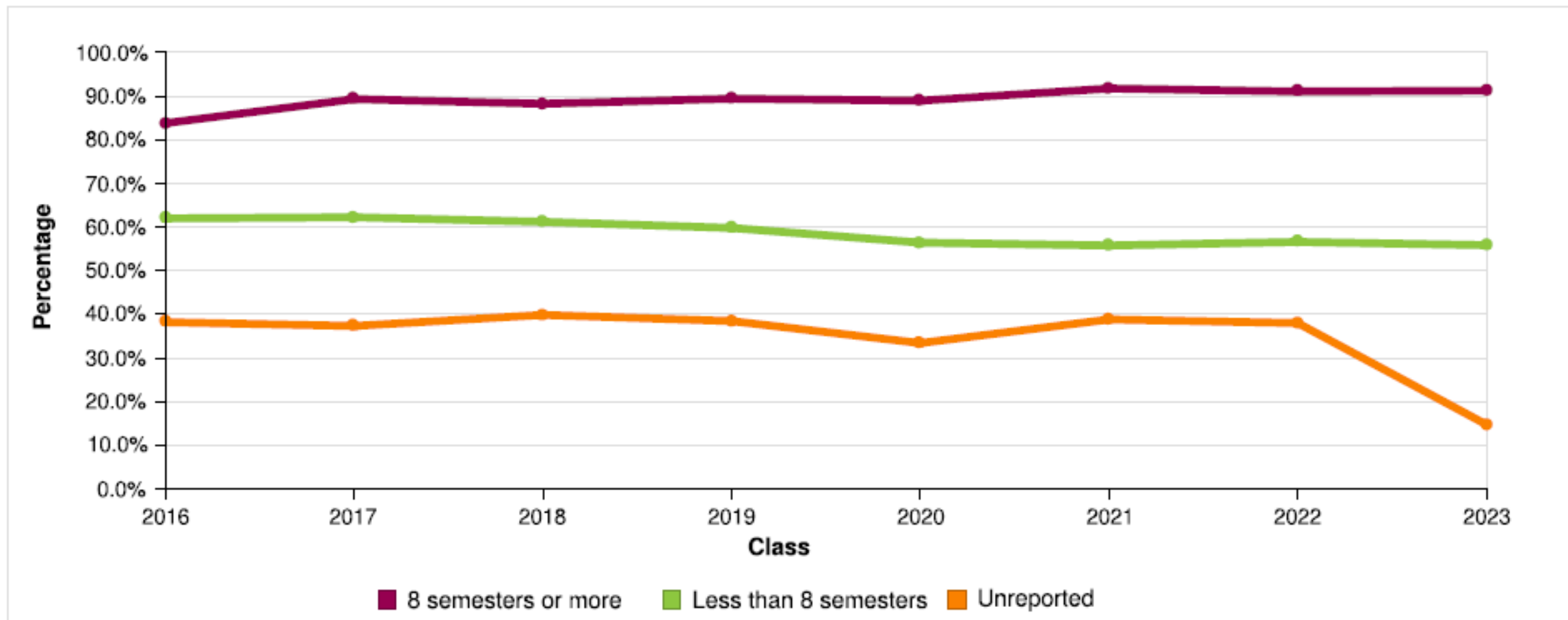
# StudentTracker Academics Report

Enrollment During First Fall Immediately After High School by Dual Enrollment  
Effective as of : August 21, 2024

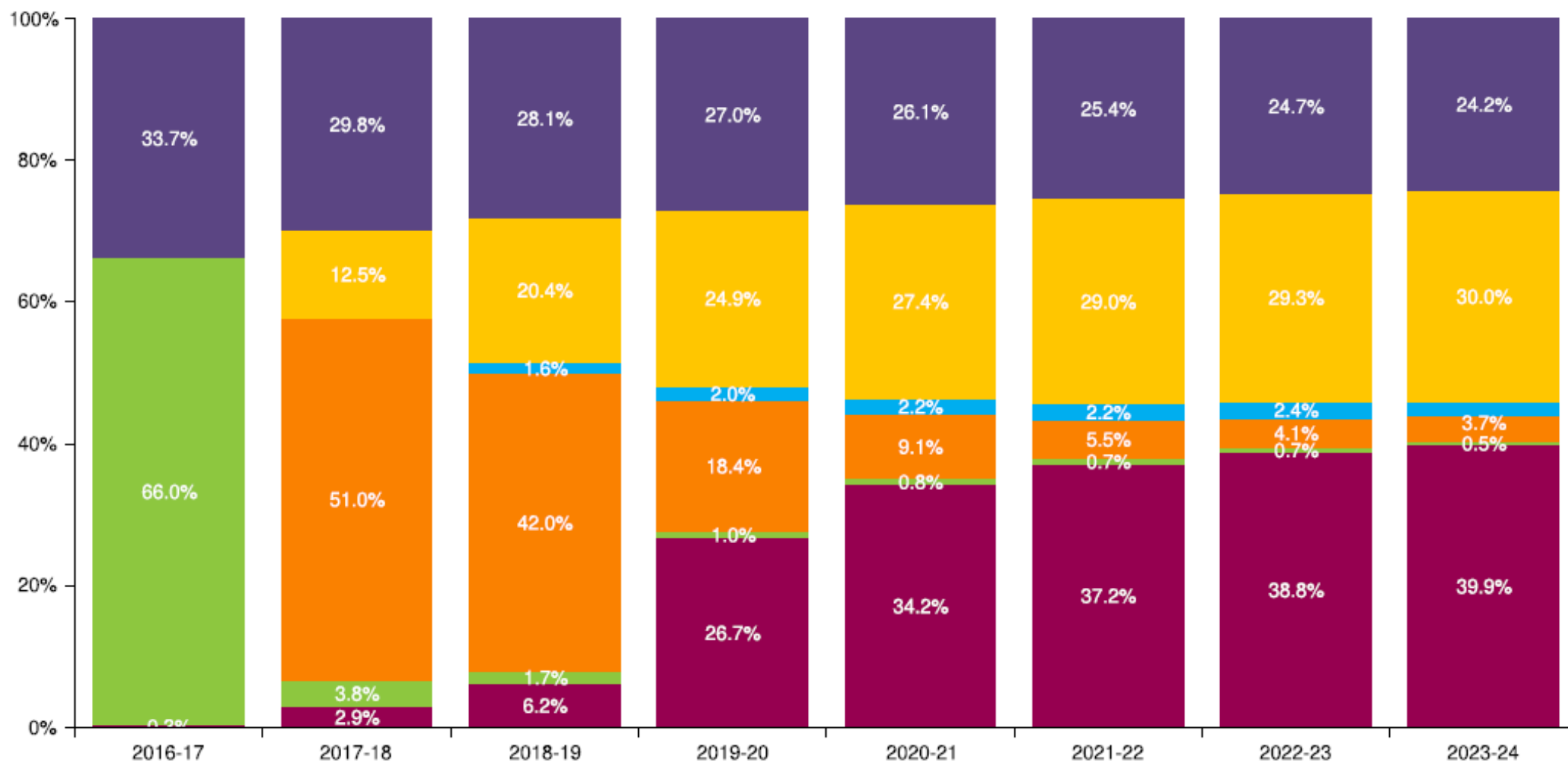


# StudentTracker Academics Report

Enrollment During First Fall Immediately After High School by Number of Math Semesters Completed  
Effective as of : August 21, 2024



## Class of 2016 Postsecondary Enrollment and Progress



■ Graduated     
 ■ New to College     
 ■ Persisted     
 ■ Returned After Stop Out  
■ No Longer Enrolled & Not Graduated     
 ■ Not in NSC to Date

## Most Common Institutions of Enrollment in the Fall Immediately following High School Graduation for All Classes by Number of Students

Name	Rank	State	Level	Type	Total
UNIVERSITY OF SOUTH CAROLINA	1	SC	4-year	Public	21,689
CLEMSON UNIVERSITY	2	SC	4-year	Public	14,955
TRI-COUNTY TECHNICAL COLLEGE	3	SC	2-year	Public	11,460
MIDLANDS TECHNICAL COLLEGE	4	SC	2-year	Public	11,070
GREENVILLE TECHNICAL COLLEGE	5	SC	2-year	Public	10,816
TRIDENT TECHNICAL COLLEGE	6	SC	2-year	Public	9,940
COLLEGE OF CHARLESTON	7	SC	4-year	Public	7,289
HORRY-GEORGETOWN TECHNICAL COLLEGE	8	SC	2-year	Public	6,759
COASTAL CAROLINA UNIVERSITY	9	SC	4-year	Public	6,743
WINTHROP UNIVERSITY	10	SC	4-year	Public	5,921
YORK TECHNICAL COLLEGE	11	SC	2-year	Public	5,629
LANDER UNIVERSITY	12	SC	4-year	Public	5,409
UNIVERSITY OF SOUTH CAROLINA, UPSTATE	13	SC	4-year	Public	5,059
SPARTANBURG COMMUNITY COLLEGE	14	SC	2-year	Public	4,696
FRANCIS MARION UNIVERSITY	15	SC	4-year	Public	4,342
PIEDMONT TECHNICAL COLLEGE	16	SC	2-year	Public	4,264
FLORENCE-DARLINGTON TECH COLLEGE	17	SC	2-year	Public	3,795
SOUTH CAROLINA STATE UNIVERSITY	18	SC	4-year	Public	3,454
UNIVERSITY OF SOUTH CAROLINA - AIKEN	19	SC	4-year	Public	3,423
ANDERSON UNIVERSITY	20	SC	4-year	Private	3,133
SPARTANBURG METHODIST COLLEGE	21	SC	2-year	Private	3,104
CHARLESTON SOUTHERN UNIVERSITY	22	SC	4-year	Private	2,918
CENTRAL CAROLINA TECHNICAL COLLEGE	23	SC	2-year	Public	2,731
CLAFLIN UNIVERSITY	24	SC	4-year	Private	2,460
UNIVERSITY OF SOUTH CAROLINA BEAUFORT	25	SC	4-year	Public	2,306

# EOC Next Steps

- Reimagine the High School Experience
- Chronic absenteeism efforts
- Work with Coordinating Council for Workforce Development (CCWD) and other partners to determine validity of CCR measures
- 2025 Cyclical Review of the Accountability System

